
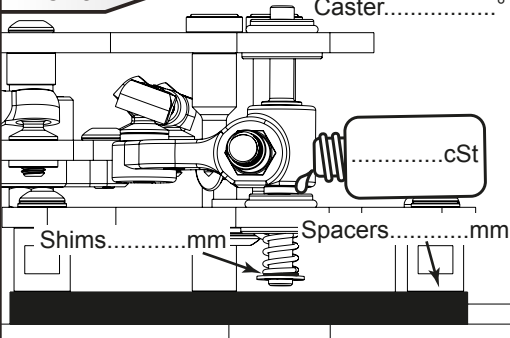
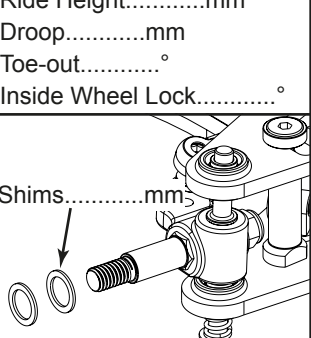
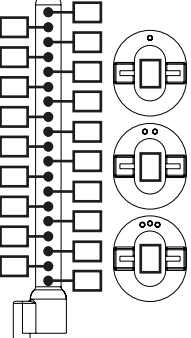
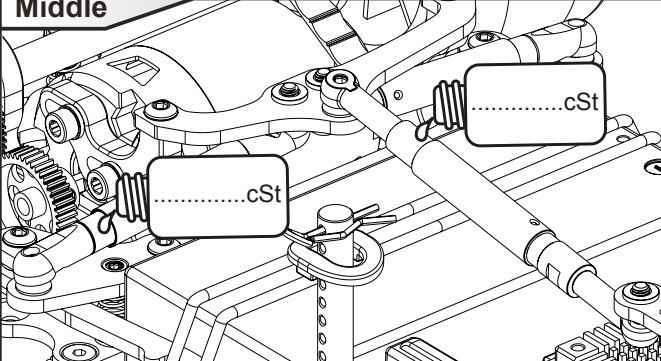
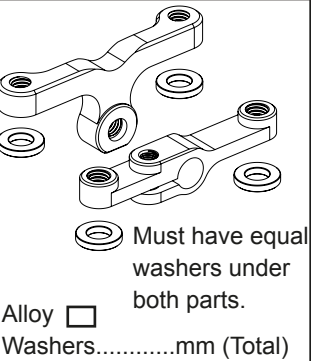
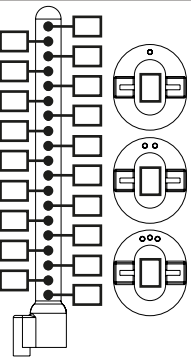
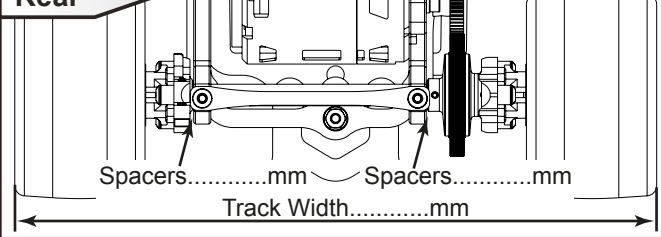
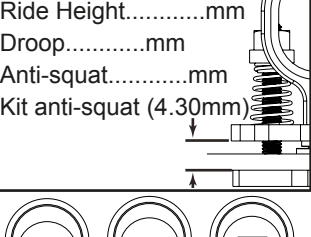
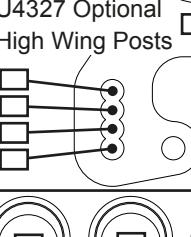
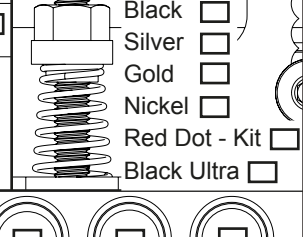
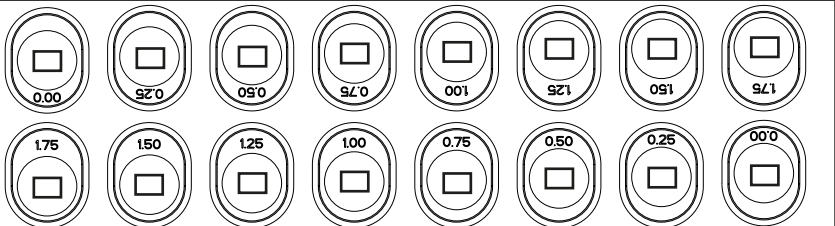


| Driver Details | | Notes | |
|--|--|--|--|
| Name | |  | |
| Date | | | |
| Event / Track | | | |
| Weather | | | |
| Result | | | |
| Chassis and Electrics | | | |
| Chassis Kit <input type="checkbox"/> Alloy <input type="checkbox"/> | | | |
| Car Weight g | | | |
| Wheelbase Kit <input type="checkbox"/> Long <input type="checkbox"/> | | | |
| Bodyshell | | | |
| Front Wing | | | |
| Rear Wing | | | |
| ESC | | | |
| Servo | | | |
| Receiver | | | |
| LiPo Under LiPo Weight g | | | |
| Track Conditions | | Wheels, Tyres and Inserts | |
| Grip Level High <input type="checkbox"/> Med <input type="checkbox"/> Low <input type="checkbox"/> | | Wheels | |
| Type Tight <input type="checkbox"/> Open <input type="checkbox"/> Mixed <input type="checkbox"/> | | Tyres | |
| Surface Carpet <input type="checkbox"/> Tarmac <input type="checkbox"/> | | Inserts | |
| Condition Smooth <input type="checkbox"/> Bumpy <input type="checkbox"/> | | Tyre Additive | |
| Motor and Gearing | | Additive Time Front Minutes Rear Minutes | |
| Motor | | Tyre Warmers Yes <input type="checkbox"/> No <input type="checkbox"/> Temp °C Time Minutes | |
| Rotor Diameter mm | | | |
| Timing Deg | | | |
| Spur Pinion | | | |
| Front | | | |
|  Caster.....° Shims.....mm Spacers.....mmcSt 12g <input type="checkbox"/> 23g <input type="checkbox"/> Red <input type="checkbox"/> Green <input type="checkbox"/> | |  Ride Height.....mm Droop.....mm Toe-out.....° Inside Wheel Lock.....° Shims.....mm | |
| | |  Black <input type="checkbox"/> Silver <input type="checkbox"/> Green <input type="checkbox"/> Gold - Kit <input type="checkbox"/> | |
| Middle | | | |
| cStcSt | |  Must have equal washers under both parts. Alloy <input type="checkbox"/> Washers.....mm (Total) | |
| | |  Black - Kit <input type="checkbox"/> Silver <input type="checkbox"/> Gold <input type="checkbox"/> Nickel <input type="checkbox"/> Red Dot <input type="checkbox"/> Black Ultra <input type="checkbox"/> | |
| Rear | | | |
|  Spacers.....mm Spacers.....mm Track Width.....mm | |  Ride Height.....mm Droop.....mm Anti-squat.....mm Kit anti-squat (4.30mm) | |
| Diff Setting Loose <input type="checkbox"/> Medium <input type="checkbox"/> Tight <input type="checkbox"/> Diff Axle Kit <input type="checkbox"/> C/F <input type="checkbox"/> CR721 - Spool Axle <input type="checkbox"/> | |  U4327 Optional High Wing Posts <input type="checkbox"/> | |
| | |  Black <input type="checkbox"/> Silver <input type="checkbox"/> Gold <input type="checkbox"/> Nickel <input type="checkbox"/> Red Dot - Kit <input type="checkbox"/> Black Ultra <input type="checkbox"/> | |
| | |  | |